

ABEC-1~ABEC-4 (class P0~P4)

C =15°, AC=25°, B=40°

Cage Material

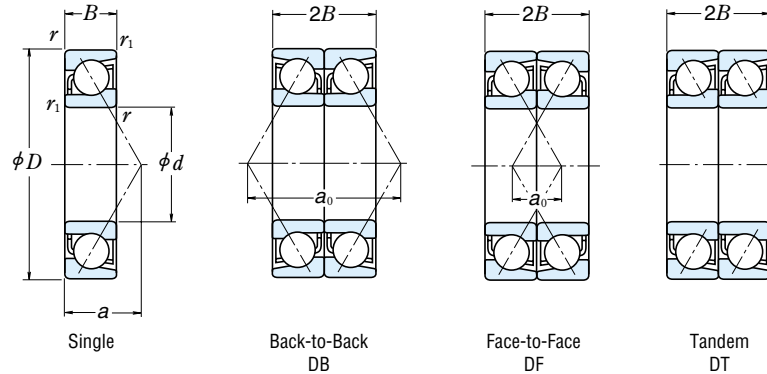
M- Brass

TN - Nylon (suffix "TN ")

T - Machined laminated phenolic

J - pressed steel cage

Y - pressed brass cage



Shaft mm	Number	Dimensions (mm)				Weight kg
		d	D	B	a	
10	71900 C	10	22	6	5.1	0.009
	7000 AC	10	26	8	9.1	0.025
	7000 B	10	26	8	11.6	0.025
	7000 C	10	26	8	6.4	0.025
	7200 AC	10	30	9	10.4	0.032
	7200 B	10	30	9	13.1	0.032
	7200 C	10	30	9	7.2	0.032
	7300 AC	10	35	11	12	0.054
12	71901 C	12	24	6	5.4	0.01
	7001 AC	12	28	8	9.9	0.027
	7001 B	12	28	8	12.6	0.027
	7001 C	12	28	8	6.7	0.027
	7201 AC	12	32	10	11.4	0.039
	7201 B	12	32	10	14.2	0.039
	7201 C	12	32	10	7.9	0.039
	7301 AC	12	37	12	13.1	0.065
15	71902 C	15	28	7	6.4	0.02
	7002 AC	15	32	9	11.30	0.039
	7002 B	15	32	9	14.6	0.039
	7002 C	15	32	9	7.6	0.039
	7202 AC	15	35	11	12.9	0.048
	7202 B	15	35	11	16.2	0.048
	7202 C	15	35	11	8.9	0.048
	7302 AC	15	42	13	15	0.088
17	71903 C	17	30	7	6.7	0.02
	7003 AC	17	35	10	12.7	0.051
	7003 B	17	35	10	16.1	0.051
	7003 C	17	35	10	8.6	0.051
	7203 AC	17	40	12	14.4	0.069
	7203 B	17	40	12	18.2	0.069
	7203 C	17	40	12	9.9	0.069
	7303 AC	17	47	14	16.5	0.121
	7303 B	17	47	14	20.8	0.121
	7303 C	17	47	14	11.4	0.121
20	71904 C	20	37	9	8.3	0.03
	7004 AC	20	42	12	15.1	0.089
	7004 B	20	42	12	19.2	0.089
	7004 C	20	42	12	10.2	0.089
	7204 AC	20	47	14	17	0.113
	7204 B	20	47	14	21.5	0.113
	7204 C	20	47	14	11.6	0.113
	7304 AC	20	52	15	17.9	0.156
	7304 B	20	52	15	22.6	0.156
	7304 C	20	52	15	12.3	0.156
20	7404 AC	20	72	19	23.1	0.395
	7404 B	20	72	19	29.2	0.395

Single Row Angular Contact Ball Bearings



ABEC-1~ABEC-4 (class P0~P4)

$C = 15^\circ$, $AC = 25^\circ$, $B = 40^\circ$

Cage Material

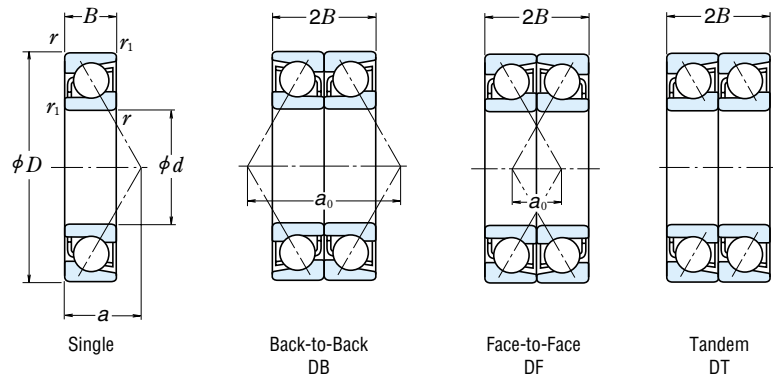
M- Brass

TN - Nylon (suffix "TN ")

T - Machined laminated phenolic

J - pressed steel cage

Y - pressed brass cage



Shaft mm	Number	Dimensions (mm)				Weight kg	
		d	D	B	a		
25	71905 C	25	42	9	9.1	0.04	
	7005 AC	25	47	12	16.4	0.103	
	7005 B	25	47	12	21.1	0.103	
	7005 C	25	47	12	10.8	0.03	
	7205 AC	25	52	15	18.8	0.139	
	7205 B	25	52	15	23.9	0.139	
	7205 C	25	52	15	12.7	0.139	
	7305 AC	25	62	17	21.1	0.248	
	7305 B	25	62	17	26.8	0.248	
	7305 C	25	62	17	14.3	0.248	
	7405 AC	25	80	21	26.4	0.527	
	7405 B	25	80	21	33.6	0.527	
	30	71906 C	30	47	9	9.7	0.05
		7006 AC	30	55	13	18.8	0.15
7006 B		30	55	13	24.3	0.15	
7006 C		30	55	13	12.2	0.15	
7206 AC		30	62	16	21.5	0.217	
7206 B		30	62	16	27.6	0.217	
7206 C		30	62	16	14.3	0.217	
7306 AC		30	72	19	24.5	0.381	
7306 B		30	72	19	31.3	0.381	
7306 C		30	72	19	16.5	0.381	
7406 AC		30	90	23	29.3	0.686	
7406 B		30	90	23	37.3	0.686	
35		71907 C	35	55	10	11	0.07
		7007 AC	35	62	14	21.2	0.207
	7007 B	35	62	14	27.6	0.207	
	7007 C	35	62	14	13.5	0.207	
	7207 AC	35	72	17	24.2	0.313	
	7207 B	35	72	17	31.4	0.313	
	7207 C	35	72	17	15.8	0.313	
	7307 AC	35	80	21	27.4	0.512	
	7307 B	35	80	21	35	0.512	
	7307 C	35	80	21	18.3	0.512	
	7407 AC	35	100	25	32.6	0.95	
	7407 B	35	100	25	41.7	0.95	
	40	71908 C	40	62	12	12.8	0.11
		7008 AC	40	68	15	23.2	0.247
7008 B		40	68	15	30.2	0.247	
7008 C		40	68	15	14.8	0.247	
7208 AC		40	80	18	26.3	0.402	
7208 B		40	80	18	34.2	0.402	
7208 C		40	80	18	17	0.402	
7308 AC		40	90	23	30.3	0.733	
7308 B		40	90	23	38.8	0.733	
7308 C		40	90	23	20.2	0.733	
7408 AC		40	110	27	35.5	1.23	
7408 B		40	110	27	45.4	1.23	

Single Row Angular Contact Ball Bearings



ABEC-1~ABEC-4 (class P0~P4)

C =15°, AC=25°, B=40°

Cage Material

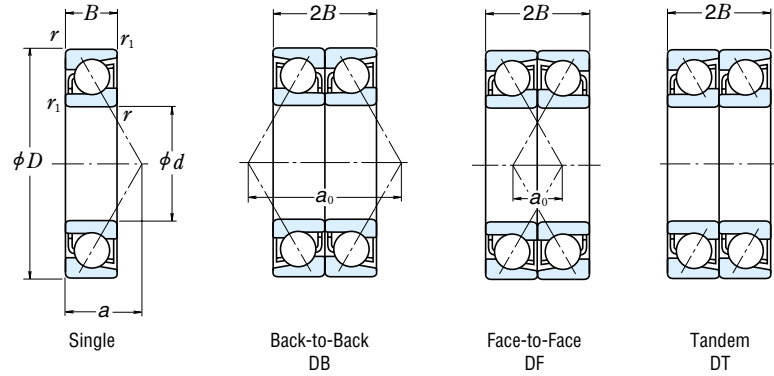
M- Brass

TN - Nylon (suffix "TN ")

T - Machined laminated phenolic

J - pressed steel cage

Y - pressed brass cage



Shaft mm	Number	Dimensions (mm)				Weight kg	
		d	D	B	a		
45	71909 C	45	68	12	13.6	0.13	
	7009 AC	45	75	16	25.3	0.31	
	7009 B	45	75	16	33.2	0.31	
	7009 C	45	75	16	16	0.31	
	7209 AC	45	85	19	28	0.46	
	7209 B	45	85	19	36.4	0.46	
	7209 C	45	85	19	18.1	0.46	
	7309 AC	45	100	25	33.60	0.97	
	7309 B	45	100	25	43.1	0.97	
	7309 C	45	100	25	22.3	0.97	
	7409 AC	45	120	29	38.6	1.55	
	7409 B	45	120	29	49.50	1.55	
	50	71910 C	50	72	12	14.2	0.13
		7010 AC	50	80	16	26.9	0.35
7010 B		50	80	16	35.3	0.35	
7010 C		50	80	16	16.8	0.35	
7210 AC		50	90	20	30.4	0.51	
7210 B		50	90	20	39.6	0.51	
7210 C		50	90	20	19.4	0.51	
7310 AC		50	110	27	37.2	1.23	
7310 B		50	110	27	47.9	1.23	
7310 C		50	110	27	24.5	1.23	
7410 AC		50	130	31	41.6	1.92	
7410 B		50	130	31	53.50	1.92	
55		71911 C	55	80	13	15.5	0.18
		7011 AC	55	90	18	29.9	0.47
	7011 B	55	90	18	39.4	0.47	
	7011 C	55	90	18	18.7	0.47	
	7211 AC	55	100	21	33.3	0.68	
	7211 B	55	100	21	43.6	0.68	
	7211 C	55	100	21	21.1	0.68	
	7311 AC	55	120	29	40.2	1.57	
	7311 B	55	120	29	51.8	1.57	
	7311 C	55	120	29	26.4	1.57	
	7411 AC	55	140	33	45	2.36	
	7411 B	55	140	33	57.80	2.36	
	60	71912 C	60	85	13	16.3	0.19
		7012 AC	60	95	18	31.4	0.99
60	7012 B	60	95	18	41.5	0.99	
	7012 C	60	95	18	19.4	0.99	
	7212 AC	60	110	22	36.1	1.69	
	7212 B	60	110	22	47.5	1.69	
	7212 C	60	110	22	22.70	1.69	
	7312 AC	60	130	31	43.2	3.84	
	7312 B	60	130	31	55.8	3.84	
	7312 C	60	130	31	28.4	3.84	
	7412 AC	60	150	35	48.5	2.85	
	7412 B	60	150	35	62.60	2.85	

Single Row Angular Contact Ball Bearings



ABEC-1~ABEC-4 (class P0~P4)

C =15°, AC=25°, B=40°

Cage Material

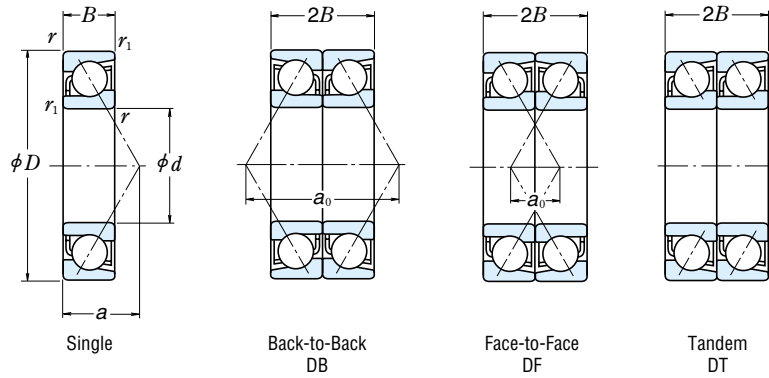
M- Brass

TN - Nylon (suffix "TN ")

T - Machined laminated phenolic

J - pressed steel cage

Y - pressed brass cage



Shaft mm	Number	Dimensions (mm)				Weight kg
		d	D	B	a	
65	71913 C	65	90	13	16.9	0.2
	7013 AC	65	100	18	33	0.54
	7013 B	65	100	18	43.8	0.54
	7013 C	65	100	18	20.1	0.54
	7213 AC	65	120	23	38.2	1.09
	7213 B	65	120	23	50.3	1.09
	7213 C	65	120	23	23.9	1.09
	7313 AC	65	140	33	46.3	2.38
	7313 B	65	140	33	59.7	2.38
	7313 C	65	140	33	30.3	2.38
	7413 AC	65	160	37	51.4	3.41
	7413 B	65	160	37	66.3	3.41
	70	71914 C	70	100	16	19.4
7014 AC		70	110	20	36	0.81
7014 B		70	110	20	47.8	0.81
7014 C		70	110	20	22.1	0.81
7214 AC		70	125	24	40.2	1.18
7214 B		70	125	24	52.9	1.18
7214 C		70	125	24	25.1	1.18
7314 AC		70	150	35	49.3	2.89
7314 B		70	150	35	63.7	2.89
7314 C		70	150	35	32.2	2.89
7414 AC		70	180	42	57.6	4.99
7414 B		70	180	42	74 20	4.99
75		71915 C	75	105	16	20.1
	7015 AC	75	115	20	37.4	0.86
	7015 B	75	115	20	49.9	0.86
	7015 C	75	115	20	22.7	0.86
	7215 AC	75	130	25	42.1	1.32
	7215 B	75	130	25	55.5	1.32
	7215 C	75	130	25	26.2	1.32
	7315 AC	75	160	37	52.4	3.47
	7315 B	75	160	37	67.8	3.47
	7315 C	75	160	37	34.2	3.47
	7415 AC	75	190	45	61.3	5.9
	7415 B	75	190	45	78 90	5.9
	80	71916 C	80	110	16	20.7
7016 AC		80	125	22	40.6	1.11
7016 B		80	125	22	54	1.11
7016 C		80	125	22	2470	1.11
7216 AC		80	140	26	44.8	1.57
7216 B		80	140	26	59.2	1.57
7216 C		80	140	26	2770	1.57
7316 AC		80	170	39	55.6	4.13
7316 B		80	170	39	71.9	4.13
7316 C		80	170	39	36.2	4.13
7416 AC		80	200	48	65	6
7416 B		80	200	48	83 60	6

Single Row Angular Contact Ball Bearings



ABEC-1~ABEC-4 (class P0~P4)

$C = 15^\circ$, $AC = 25^\circ$, $B = 40^\circ$

Cage Material

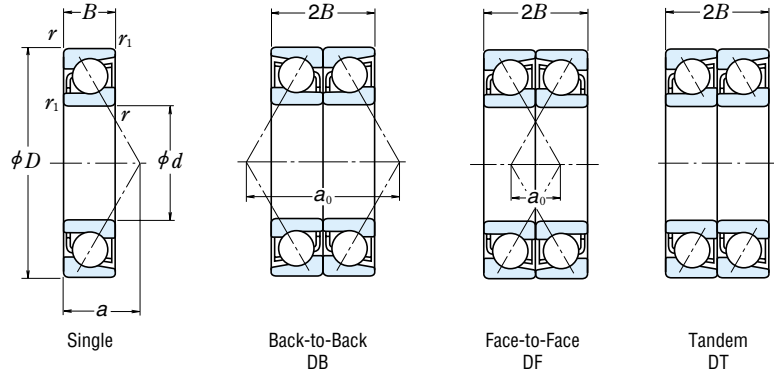
M- Brass

TN - Nylon (suffix "TN ")

T - Machined laminated phenolic

J - pressed steel cage

Y - pressed brass cage



Shaft mm	Number	Dimensions (mm)				Weight kg
		d	D	B	a	
85	71917 C	85	120	18	22.7	0.53
	7017 AC	85	130	22	42.3	1.25
	7017 B	85	130	22	56.5	1.25
	7017 C	85	130	22	25.5	1.25
	7217 AC	85	150	28	47.9	2.01
	7217 B	85	150	28	63.3	2.01
	7217 C	85	150	28	29.70	2.01
	7317 AC	85	180	41	58.8	4.91
	7317 B	85	180	41	76.1	4.91
	7317 C	85	180	41	38.3	4.91
	7417 AC	85	210	52	68.70	8.54
	7417 B	85	210	52	88.1	8.54
90	71918 C	90	125	18	23.4	0.55
	7018 AC	90	140	24	45.2	1.58
	7018 B	90	140	24	60.2	1.58
	7018 C	90	140	24	27.4	1.58
	7218 AC	90	160	30	51.1	2.47
	7218 B	90	160	30	67.4	2.47
	7218 C	90	160	30	31.7	2.47
	7318 AC	90	190	43	61.9	5.74
	7318 B	90	190	43	80.2	5.74
	7318 C	90	190	43	40.3	5.74
	7418 AC	90	225	54	72.5	11.4
	7418 B	90	225	54	93.1	11.4
95	71919 C	95	130	18	24.1	0.58
	7019 AC	95	145	24	47.2	1.67
	7019 B	95	145	24	63.2	1.67
	7019 C	95	145	24	28.3	1.67
	7219 AC	95	170	32	54.3	3.02
	7219 B	95	170	32	71.6	3.02
	7219 C	95	170	32	33.8	3.02
	7319 AC	95	200	45	65.1	6.67
	7319 B	95	200	45	84.4	6.67
	7319 C	95	200	45	42.30	6.67
100	71920 C	100	140	20	26.1	0.79
	7020 AC	100	150	24	48.1	1.72
	7020 B	100	150	24	64.4	1.72
	7020 C	100	150	24	28.7	1.72
	7220 AC	100	180	34	57.7	3.62
	7220 B	100	180	34	76.2	3.62
	7220 C	100	180	34	35.9	3.62
	7320 AC	100	215	47	69.4	8.1
	7320 B	100	215	47	90.2	8.1
7320 C	100	215	47	44.80	8.1	

ABEC-1~ABEC-4 (class P0~P4)

C =15°, AC=25°, B=40°

Cage Material

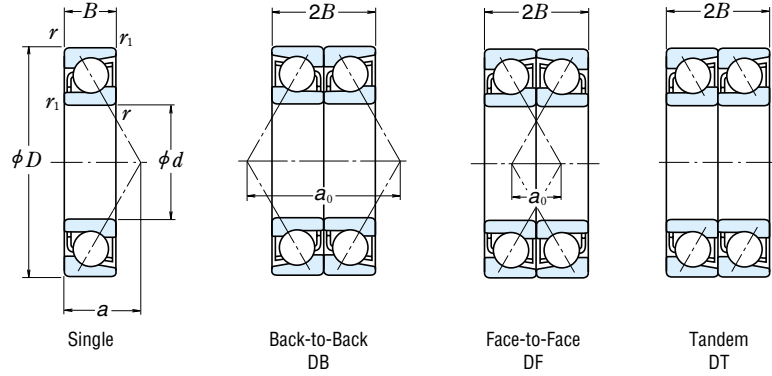
M- Brass

TN - Nylon (suffix "TN ")

T - Machined laminated phenolic

J - pressed steel cage

Y - pressed brass cage



Shaft mm	Number	Dimensions (mm)				Weight kg
		d	D	B	a	
105	71921 C	105	145	20	26.7	0.8
	7021 AC	105	160	26	51.8	2.16
	7021 B	105	160	26	68.6	2.16
	7021 C	105	160	26	31	2.16
	7221 AC	105	190	36	61	4.29
	7221 B	105	190	36	80.5	4.29
	7221 C	105	190	36	38	4.29
	7321 AC	105	225	49	72.1	9.28
	7321 B	105	225	49	93.7	9.28
	7321 C	105	225	49	46 60	9.28
110	71922 C	110	150	20	27.4	0.8
	7022 AC	110	170	28	54.4	2.71
	7022 B	110	170	28	7270	271
	7022 C	110	170	28	32.8	271
	7222 AC	110	200	38	64.3	5.03
	7222 B	110	200	38	84.9	5.03
	7222 C	110	200	38	40	5.03
	7322 AC	110	240	50	76.4	10.87
	7322 B	110	240	50	99.6	10.87
	7322 C	110	240	50	48 80	10.87
120	71924 C	120	165	22	30.1	1.2
	7024 AC	120	180	28	57 30	2.94
	7024 B	120	180	28	76.9	2.94
	7024 C	120	180	28	34.1	2.94
	7224 AC	120	215	40	68.5	7.08
	7224 B	120	215	40	90.3	7.08
	7224 C	120	215	40	42.5	7.08
	7324 AC	120	260	55	82.3	16.62
	7324 B	120	260	55	107.2	16.62
	7324 C	120	260	55	53 00	16.62
130	71926 C	130	180	24	32.8	1.5
	7026 AC	130	200	33	64.1	4.43
	7026 B	130	200	33	85.7	4.43
	7026 C	130	200	33	38.6	4.43
	7226 AC	130	230	40	72	8.1
	7226 B	130	230	40	95.5	8.1
	7226 C	130	230	40	44.1	8.1
	7326 AC	130	280	58	88.8	19.9
	7326 B	130	280	58	115	19.9
	7326 C	130	280	58	56 50	19.9
140	71928 C	140	190	24	34.1	1.6
	7028 AC	140	210	33	67	47
	7028 B	140	210	33	89.9	47
	7028 C	140	210	33	39.9	47
	7228 AC	140	250	42	77.3	9.95
	7228 B	140	250	42	102.8	9.95

Single Row Angular Contact Ball Bearings



ABEC-1~ABEC-4 (class P0~P4)

C =15°, AC=25°, B=40°

Cage Material

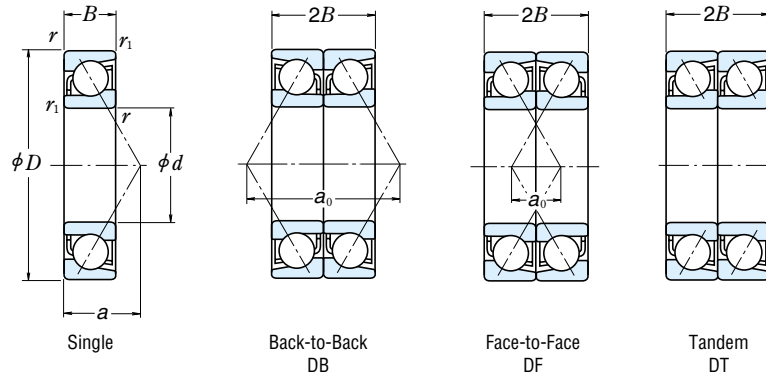
M- Brass

TN - Nylon (suffix "TN ")

T - Machined laminated phenolic

J - pressed steel cage

Y - pressed brass cage



Shaft mm	Number	Dimensions (mm)				Weight kg
		d	D	B	a	
140 conti	7228 C	140	250	42	47.1	9.95
	7328 AC	140	300	62	94.5	24.31
	7328 B	140	300	62	123.3	24.31
	7328 C	140	300	62	60 50	24.31
150	71930 C	150	210	28	38.1	2.5
	7030 AC	150	225	35	72.1	5.49
	7030 B	150	225	35	96.2	5.49
	7030 C	150	225	35	42.8	5.49
	7230 AC	150	270	45	83.1	12.46
	7230 B	150	270	45	110.6	12.46
	7230 C	150	270	45	50.6	12.46
	7330 AC	150	320	65	100.3	28.36
	7330 B	150	320	65	131.1	28.36
	7330 C	150	320	65	64 00	28.36
160	71932 C	160	220	28	39.5	2.7
	7032 AC	160	240	38	76.8	6.67
	7032 B	160	240	38	102.9	6.67
	7032 C	160	240	38	45.8	6.67
	7232 AC	160	290	48	89	15.49
	7232 B	160	290	48	118.4	15.49
	7232 C	160	290	48	54.1	15.49
	7332 AC	160	340	68	106.2	34.15
	7332 B	160	340	68	138.9	34.15
	7332 C	160	340	68	67 50	34.15
170	7034 AC	170	260	42	83.1	8.92
	7034 B	170	260	42	111.2	8.92
	7034 C	170	260	42	49.8	8.92
	7234 AC	170	310	52	95.3	19.69
	7234 B	170	310	52	126.7	19.69
	7234 C	170	310	52	58.2	19.69
	7334 AC	170	360	72	112.5	40.36
	7334 B	170	360	72	147.2	40.36
	7334 C	170	360	72	71.5	40.36
	180	7036 AC	180	280	46	89.4
7036 B		180	280	46	119.5	11.28
7036 C		180	280	46	53.8	11.28
7236 AC		180	320	52	98.2	20.26
7236 B		180	320	52	130.9	20.26
7236 C		180	320	52	59.5	20.26
7336 AC		180	380	75	118.3	46.72
7336 B		180	380	75	155	46.72
190	7038 AC	190	290	46	92.3	12.1
	7038 B	190	290	46	123.7	12.1
	7038 C	190	290	46	55.2	12.1

ABEC-1~ABEC-4 (class P0~P4)

$C = 15^\circ$, $AC = 25^\circ$, $B = 40^\circ$

Cage Material

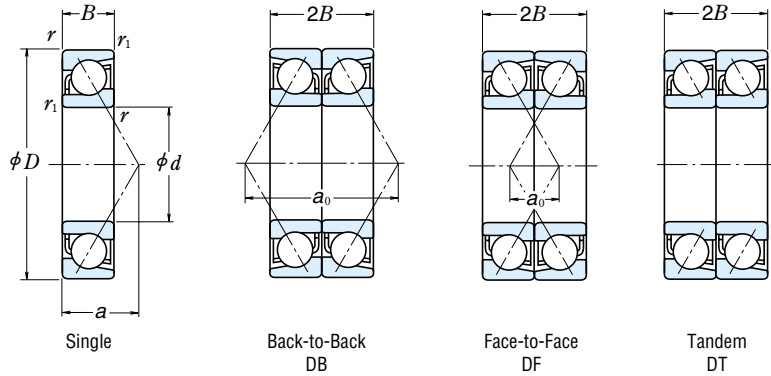
M- Brass

TN - Nylon (suffix "TN ")

T - Machined laminated phenolic

J - pressed steel cage

Y - pressed brass cage



Shaft mm	Number	Dimensions (mm)				Weight kg
		d	D	B	a	
190 contin	7238 AC	190	340	55	104	24.31
	7238 B	190	340	55	138.7	24.31
	7238 C	190	340	55	63	24.31
	7338 AC	190	400	78	124.2	53.85
	7338 B	190	400	78	162.8	53.85
200	7040 AC	200	310	51	99.1	15.59
	7040 B	200	310	51	132.5	15.59
	7040 C	200	310	51	59.7	15.59
	7240 AC	200	360	58	109.8	28.82
	7240 B	200	360	58	146.5	28.82
	7240 C	200	360	58	66.5	28.82
	7340 AC	200	420	80	129.5	60.51
	7340 B	200	420	80	170.1	60.51
220	7044 AC	220	340	56	108.9	18.5
	7044 B	220	340	56	145.5	18.5
240	7048 AC	240	360	56	114.6	19.7
	7048 B	240	360	56	153.9	19.7
260	7052 AC	260	400	65	128.4	28.7
	7052 B	260	400	65	171	28.7
280	7056 AC	280	420	65	133.5	30.4
	7056 B	280	420	65	179.3	30.4
300	7060 AC	300	460	74	146.7	43.7
	7060 B	300	460	74	196.4	43.7
320	7064 AC	320	480	74	152.5	46
	7064 B	320	480	74	204.8	46
340	7068 AC	340	520	82	165.1	61.8
	7068 B	340	520	82	221.4	61.8
360	7072 AC	360	540	82	170.9	64.6
	7072 B	360	540	82	229.8	64.6
380	7076 AC	380	560	82	176.7	67.2
	7076 B	380	560	82	238.2	67.2